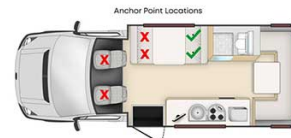
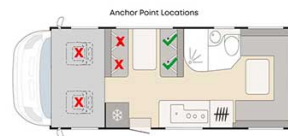
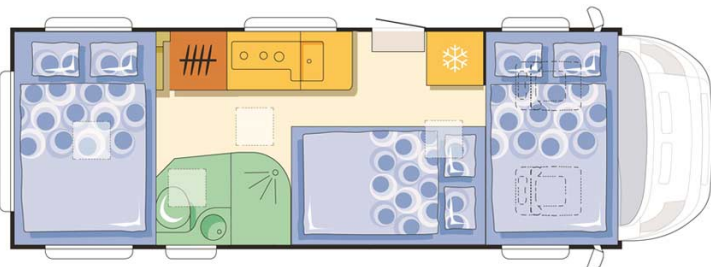
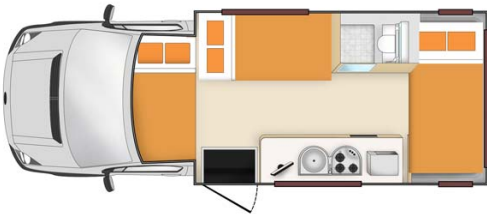
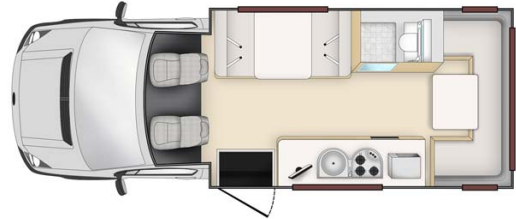


# Motorhome Wombat Deluxe Australia

Modèle standard



<p>Description</p>	<p>You will love the freedom of travelling where you want with a well equipped kitchen, shower, toilet and air conditioning at your disposal. Enjoy using the microwave, stove and full refrigerator.</p> <p>The plans, dimensions and layouts here are indicative and may vary without notice.</p>
<p>Characteristics</p>	<p><b>Wombat Deluxe</b>          Sleeps: 6 (6 seatbelts)  <b>Please note that children under the age of 6 months cannot travel in this vehicle.</b>          Engine Diesel 2.3-2.4 L          Automatic transmission          Power steering          Airbags and ABS          Driver's cabin open to main cabin          Rear vision camera  <b>Model guaranteed maximum 3 years old</b></p>
<p>Fuel</p>	<p>Diesel          Average consumption : 14L/100 km</p>

Dimensions	Length: 7.70 m (25'3") Width: 2.30 m (7'6") Height: 3.60 m (11'9") Interior height: 2.10 m (6'10")
Passengers	6 sleeps and 6 seatbelts (6 adults maximum)
Reserve	Fuel tank: 75L (19.8 US gal) Fresh water tank: 100L (26.4 US gal) Grey water tank: 100L (26.4 US gal) Gas bottle: 2 x 4.5kg
Beds	Double bed: 210 cm x 150 cm (82" x 59") Double bed: 210 cm x 140 cm (82" x 55") Double bed: 190 cm x 120 cm (74" x 47") Safety net
Kitchen	Sink (hot and cold water) Cooker 2 burner hotplate Fridge 148 L + freezer Microwave (240 V) Dishes and cutlery
Shower/Toilet	Shower (hot and cold water) Toilet
Heating/Air Conditioning	Heating/Air conditioning driving: like in a car Heating/Air conditioning stopped: by 240V electrical connexion
Energy	<b>Electrical Connection 240V (Hook-up)</b> <b>Auxiliary battery.</b> Allows to operate the lights. It has an autonomy of about 12 hours and is recharged while driving or being connected to 240V. <b>Gas.</b> 2 x 4.5kg <b>Cigar lighter.</b> Remember to take adapters to recharge small electrical appliances such as telephones or cameras.
Audio & Connexions	Radio Media player depending on the models
Complementary Equipment	Fire extinguisher Awning Anchor points for two baby seats or booster seats Fly screens on some windows