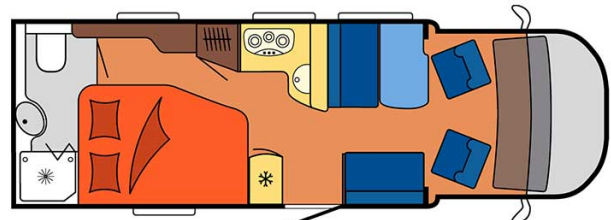
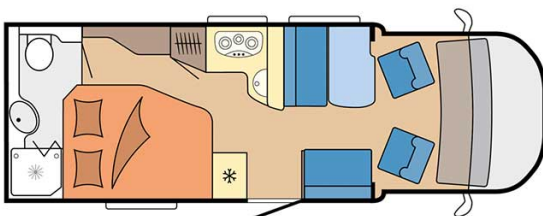
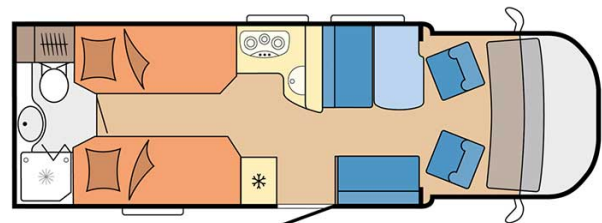
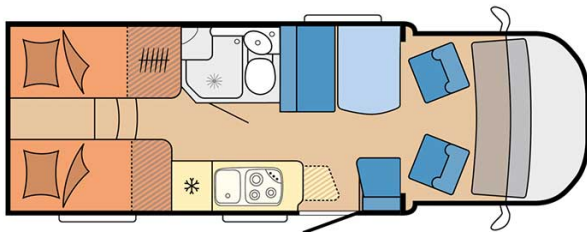
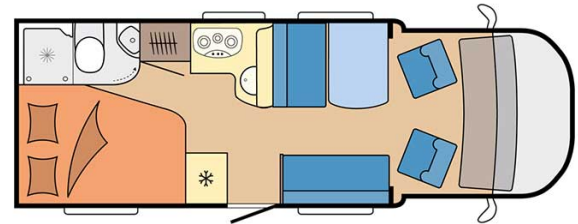


# Profile Drakkar Small Norway

Modèle deluxe



|                 |  |
|-----------------|--|
| Description     | <p>updated 12/2023</p> <p>This motorhome is perfect for adventurous couples as it is compact and comfortable and can travel small, country roads, as well as city areas.</p> <p>The plans, dimensions and layouts here are indicative and may vary without notice.</p> <p><a href="#">VIDEO - Motorhome orientation.</a></p> |
| Characteristics | <p><b>Drakkar Small</b><br/>         Sleeps : 2<br/>         Turbo Diesel Engine<br/>         Fiat/Citroen/Ford chassis<br/>         Manual or automatic transmission<br/>         Airbags<br/>         Navigation</p> <p><a href="#">? Virtual visit of the Drakkar Small model here.</a></p>                               |
| Fuel            | <p>Diesel<br/>         Average consumption: 10-12 L/100km</p>  |

|                           |  |
|---------------------------|--|
| Dimensions                | Length: 5.90 to 7.60 m<br>Width: 2.30 to 2.40 m<br>Height: 2.50 to 3.20 m  |
| Passengers                | 2 sleeps   |
| Reserve                   | Fuel tank: 90L (23.8 US gal)<br>Fresh water tank: 100L (26.4 US gal)<br>Waste water tank: 96L (25.4 US gal)  |
| Beds                      | Double rear bed: 190-200 x 110-140 cm (75"-79" x 43"-55")<br>or two single beds: 2 x 90 x 200 cm   |
| Kitchen                   | Sink (hot and cold water)<br>Cooker 3 stoves<br>Fridge min. 80L<br>Dishes and cutlery  |
| Shower/Toilet             | Shower<br>Toilet<br>Hot and cold water   |
| Heating/Air Conditionning | Heating and air conditioning like in a car<br>Heating while parked   |
| Energy                    | <b>Gas.</b> Allows for use of the refrigerator, water heater, and heater, while not connected to an electrical hook-up.<br><b>Electrical Connection 230V (Hook-up)</b><br><b>Auxiliary Battery.</b> Batteries will last around 12 hours depending on use, and are recharged when driving the vehicle, or hooked up the 230V connection.<br><b>12V outlet:</b> Remember to bring your adaptors for charging your personal electronics such as cameras and phones. |
| Audio & Connexions        | Radio AM/FM<br>Bluetooth   |
| Complementary Equipment   | First aid kit<br>Leveling blocks<br>Fly screens<br>Sun curtains<br>Fire extinguisher<br>Tyre repair kit<br>Cleaning set<br>Storage compartment: 80 x 40 cm<br>Awning   |