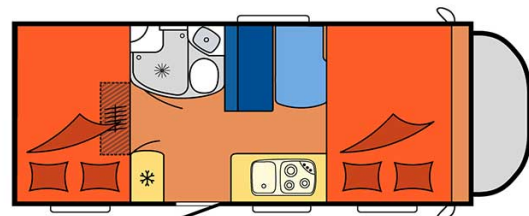
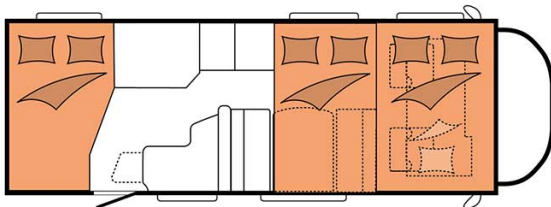
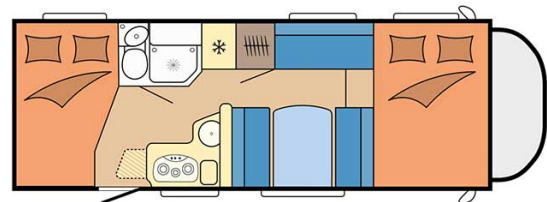
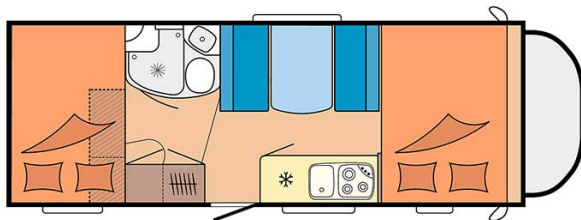
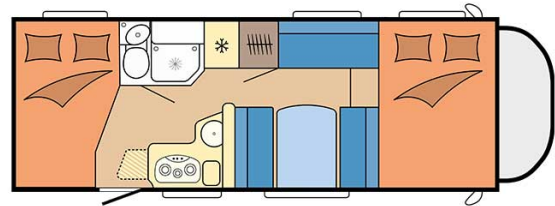


Motorhome Kingdom Large England

Modèle standard



<p>Description</p>	<p>updated 12/2023</p> <p>This vehicle is designed to accommodate up to 5 or 6 people in great comfort. It has 3 double beds and large storage spaces.</p> <p>The plans, dimensions and layouts here are indicative and may vary without notice.</p> <p>VIDEO - Motorhome orientation.</p>
<p>Characteristics</p>	<p>Kingdom Large Sleeps: 5 Turbo Diesel Engine Fiat/Citroen chassis Manual transmission Airbags Navigation</p> <p>? Virtual visit of the Kingdom Large model here.</p>
<p>Fuel</p>	<p>Diesel Average consumption: 10-12 L/100km</p>

Dimensions	Length: 6.30 to 7.60 m Width: 2.30 to 2.40 m Height: 3.00 to 3.20 m
Passengers	5 sleeps
Reserve	Fuel tank: 90L (23.8 US gal) Fresh water tank: 100L (26.4 US gal) Waste water tank: 96L (25.4 US gal)
Beds	Front bed: 210 cm x 150-160 cm Dinette bed: 180-210 cm x 100-130 cm Rear bed: 210-215 cm x 140 cm
Kitchen	Sink (hot and cold water) Cooker 3 stoves Fridge min. 80L Dishes and cutlery
Shower/Toilet	Shower Toilet Hot and cold water
Heating/Air Conditionning	Heating and air conditioning like in a car Heating while parked
Energy	Gas. Allows for use of the refrigerator, water heater, and heater, while not connected to an electrical hook-up. Electrical Connection 230V (Hook-up) Auxiliary Battery. Batteries will last around 12 hours depending on use, and are recharged when driving the vehicle, or hooked up the 230V connection. 12V outlet: Remember to bring your adaptors for charging your personal electronics such as cameras and phones.
Audio & Connexions	Radio AM/FM Bluetooth
Complementary Equipment	Leveling blocks Fly screens Sun curtains Tire repair kit Fire extinguisher First aid kit 4 x three-point seat belts + 1 x two-point belt Electric cable Adapter Storage compartment: 66x111cm / 115x80cm / 100x80cm